

## JOURNAL DIRECTIONS

On each page are the letters that make the word TURKEY. Each letter stands for something (written at the top of each page).

You must draw, write, or design around each letter and on the the lines to discuss how each letter (phrase) relates to you. The page should be filled with your own thoughts, ideas, drawings, and designs using any way that you choose.

For "T" and Take Time to Thank Someone, you could:

- Write a quick story when someone helped you (home, school, or any other place).
- Drawing of times people have helped
- Reasons why it was important to you.
- Comic strip
- Thank You note
- and much more

## WHAT YOU NEED:

- Scissors
- Coloring items (pencils, crayons, markers)
- Stapler


Cut all the pages down the dotted line and stack in order. **\*\*spell TURKEY correct\*\***

Staple at the top if you'd like it to fold over.  
Staple on the left if you'd like it to open like a book.


**\*\*ADD your own half-pages at the end if you've got more ideas on how to give back or give thanks to others!**

\_\_\_\_\_ name

TURN  
into a  
TURKEY



Take Time to Thank Someone.



---

---

---

---


---

---

---

---

Use your skills to help out.



---

---

---

---


---

---

---

---

Relax with  
friends and family.



---

---

---

---


---

---

---

---

Kindness and caring count.



---

---

---

---


---

---

---

---

Everyone Matters. Everyone.



---

---

---

---


---

---

---

---

You make a difference.



---

---

---

---

---

---

---

---