

---

# Craft one: “Clean inside and out” bags

---


## You will need:

- Cleaning products (wipes, sanitizer, paper towels, tissues, soap, etc.)
- Paper or cardstock
- Scissors
- String or pipe cleaners (optional)
- Socks and cotton (optional)
- Crayons or markers
- Stickers or other decorations



## Procedure:

1. Decide which elements you would like to place into your “cleaning bag.” Suggestions include hand sanitizer, wipes, paper towels, tissues, soap, etc.
2. Decorate a label that explains which cleaning elements are inside and who the bag is for.
3. Make comforting “inner cleansing” items. These might include pom pom creatures, sock pillows (stuff cotton inside a sock and decorate), or card stock bookmarks. Decorate and embellish these elements as desired.
4. Add extra decorations to the bag, using a gallon-size Ziplock or a large paper bag. Choose someone to give it to, or keep it handy for personal use.





---

# Craft Two: “Jesus Wins” Trophy

---


## You will need:


- Paper (wrapping or cardstock)
- Markers or crayons
- Stickers, glitter, or other decorations
- Two cups (Styrofoam or paper)
- Scissors
- Tape or glue
- Aluminum foil



## Procedure (use one of these ideas or adapt and do others):

1. Place two cups on top of each other, with the bottoms of the cups together. Tape the sides to secure the cups together.
2. Cover the stacked cups with aluminum foil, wrapping and taping to completely surround.
3. Add “handles” to the sides with twisted foil or pipe cleaner, taping to secure.
4. Add a verse or caption to acknowledge that this is a “trophy”.
5. Add extra decorations such as stickers, glitter, or other elements. Display as a decorative reminder that Jesus wins the victory!





mandy Grace '12

ministry-to-children.com